

1

2

3

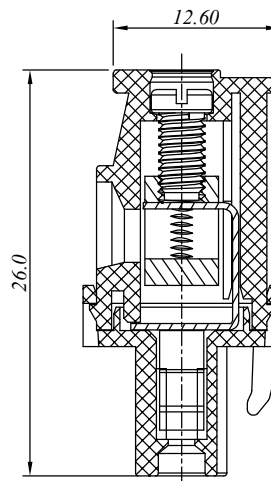
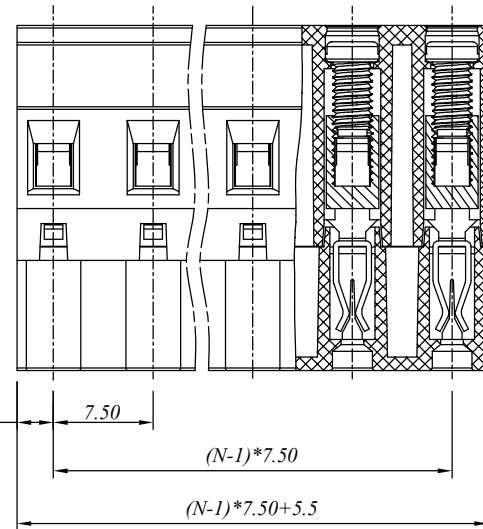
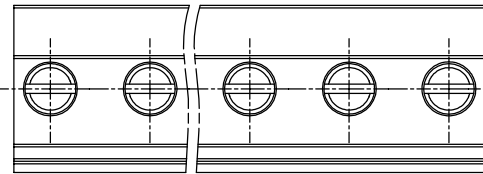
4

5

6

7

SIGN	DATE	DESCRIPTION	APPROVER
△			
△			
△			



材质于电镀/ Material

塑件/Insulator body:

PA66, UL94V-0

方块/Contact(metal housing):

Brass ,Ni plated

螺丝/Terminal screw:

M3.0, Steel Zn plated

夹子/Clamp:

Phosphor bronze, Ni plated

电器性能/ Electrical

参考标准/Standard:

UL IEC

额定电压/Rated voltage:

300V 450V

额定电流/Rated current:

15A 20A

接触电阻/Contact resistance:

20m Ω (max)

绝缘电阻/Insulation resistance:

500M Ω /500V

耐电压/Withstanding voltage:

AC 2000V/1Min

使用线径/Wire range:

14-28AWG, 2.5mm<sup>2</sup>

机械性能/ Mechanical

扭矩/Torque:

0.5Nm(4.5Lb.in)

温度范围/Temperature range:

-40°C to +105°C

剥线长度/Steip length:

7-8mm

瞬间温度/Max soldering:

+250°C, for 5 Sec

尺寸/Dimensions

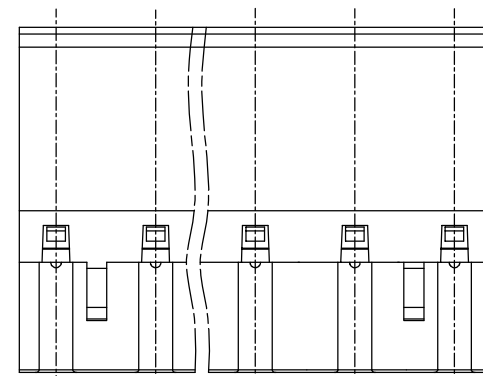
间距/Pitch:

7.50mm

极数/Poles:

2-24P

N=Number of contacts



慈溪万海电子有限公司  
**CIXI WANHAI ELECTRONICS CO., LTD.**

PART. NAME: 2EDGKB-7.50-XXP				TITLE:	
PART. NO.:				DWG NAME:	
APPROVED BY	CHECKED BY	DESIGNED BY	DRAWN BY	CUSTOM NO.:	Tolerance X ±0.50 X.X ±0.30 X.XX ±0.10 XX° ±1°
				UNITS:mm	
				SCALE:1.9/1	
				REVISION:5	



1

2

3

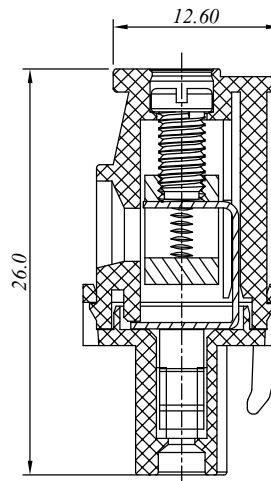
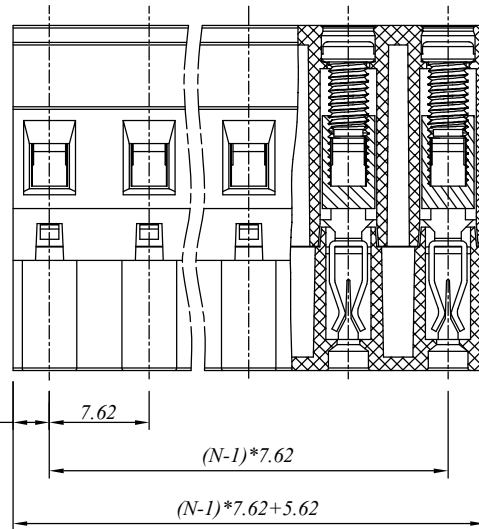
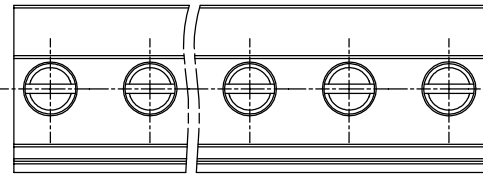
4

5

6

7

SIGN	DATE	DESCRIPTION	APPROVER
△			
△			
△			



材质于电镀/ Material

塑件/Insulator body:  
 方块/Contact(metal housing):  
 螺丝/Terminal screw:  
 夹子/Clamp:

PA66, UL94V-0  
 Brass ,Ni plated  
 M3.0, Steel Zn plated  
 Phosphor bronze, Ni plated

电器性能/ Electrical

参考标准/Standard:  
 额定电压/Rated voltage:  
 额定电流/Rated current:  
 接触电阻/Contact resistance:  
 绝缘电阻/Insulation resistance:  
 耐电压/Withstanding voltage:  
 使用线径/Wire range:

UL IEC  
 300V 450V  
 15A 20A  
 20m Ω (max)  
 500M Ω /500V  
 AC 2000V/1Min  
 14-28AWG, 2.5mm<sup>2</sup>

机械性能/ Mechanical

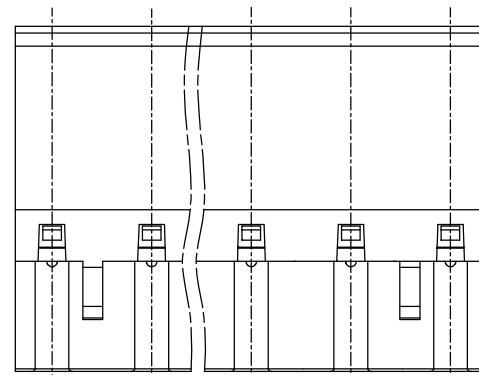
扭矩/Torque:  
 温度范围/Temperature range:  
 剥线长度/Steip length:  
 瞬间温度/Max soldering:

0.5Nm(4.5Lb.in)  
 -40°C to +105°C  
 7-8mm  
 +250°C, for 5 Sec

尺寸/Dimensions

间距/Pitch: 7.62mm  
 极数/Poles: 2-24P

N=Number of contacts



慈溪万海电子有限公司  
**CIXI WANHAI ELECTRONICS CO., LTD.**

PART. NAME: 2EDGKB-7.62-XXP				TITLE:	
PART. NO.:				DWG NAME:	
APPROVED BY	CHECKED BY	DESIGNED BY	DRAWN BY	CUSTOM NO.:	Tolerance X ±0.50 X.X ±0.30 X.XX ±0.10 XX° ±1°
				UNITS:mm	
				SCALE:1.9/1 REVISION:5	