

1

2

3

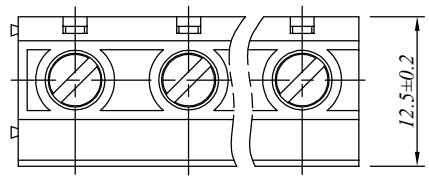
4

5

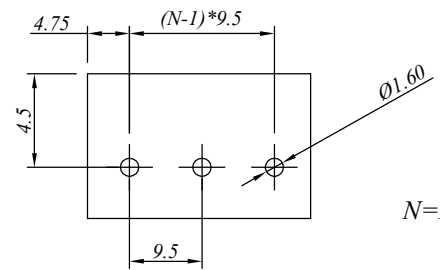
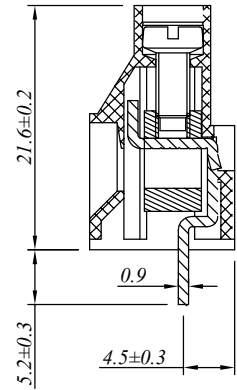
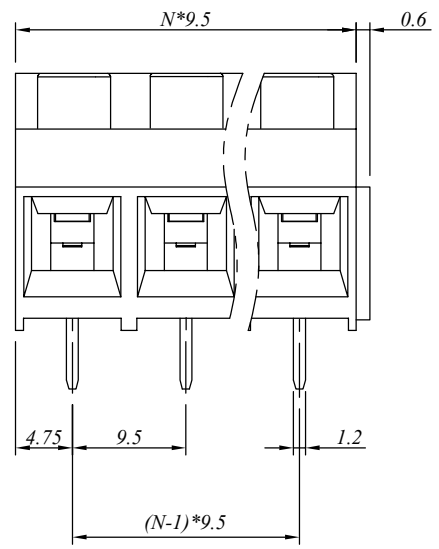
6

7

SIGN	DATE	DESCRIPTION	APPROVER
▲			
▲			
▲			



**P.C.B. LAYOUT**



N=Number of contacts

**材质于电镀/ Material**

塑件/Insulator body: PA66, UL94V-0  
 方块/Contact(metal housing): Brass ,Ni plated  
 螺丝/Terminal screw: M3.0, Steel Zn plated  
 焊脚/Pin header: Brass, Tin plated

**电器性能/ Electrical**

参考标准/Standard: UL IEC  
 额定电压/Rated voltage: 300V 630V  
 额定电流/Rated current: 30A 32A  
 接触电阻/Contact resistance: 20m Ω (max)  
 绝缘电阻/Insulation resistance: 500M Ω /500V  
 耐电压/Withstanding voltage: AC 2000V/1Min  
 使用线径/Wire range: 10-26AWG, 4.0mm<sup>2</sup>

**机械性能/ Mechanical**

扭矩/Torque: 0.5Nm(4.5Lb.in)  
 温度范围/Temperature range: -40°C to +105°C  
 剥线长度/Steip length: 6-7mm  
 瞬间温度/Max soldering: +250°C, for 5 Sec

**尺寸/Dimensions**

间距/Pitch: 9.5mm  
 极数/Poles: 2-24P

**慈溪万海电子有限公司  
CIXI WANHAI ELECTRONICS CO., LTD.**

PART. NAME: JM950-9.5-XXP				TITLE:	
PART. NO.:				DWG NAME:	
APPROVED BY	CHECKED BY	DESIGNED BY	DRAWN BY	CUSTOM NO.:	Tolerance X ±0.50 X.X ±0.30 X.XX ±0.10 X° ±1°
				UNITS:mm	
				SCALE: 2.5/1	
				REVISION:3	