

1

2

3

4

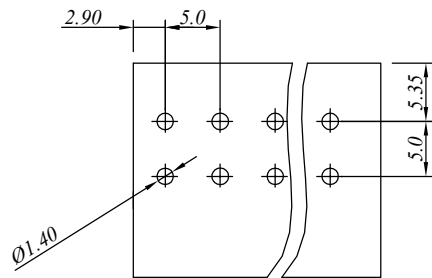
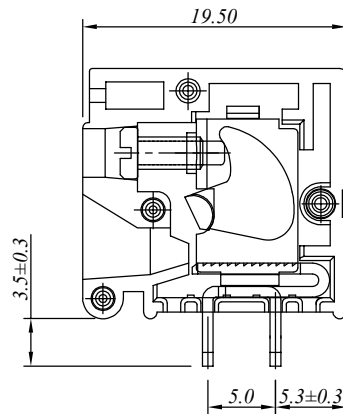
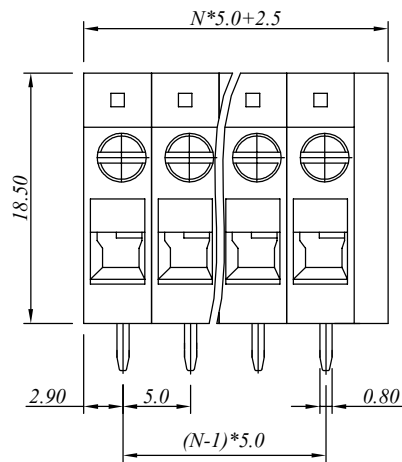
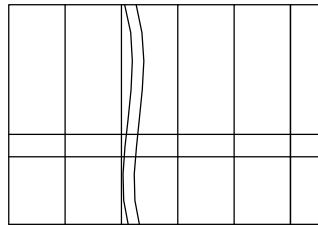
5

6

7

SIGN	DATE	DESCRIPTION	APPROVER
△	9.22	Standard spec is changed.	
△			
△			

### P.C.B LAYOUT



N=Number of contacts

#### 材质于电镀/ Material

塑件/Insulator body: PA66, UL94V-0  
 方块/Contact(metal housing): Steel ,Zn plated  
 滑块/Slide block Steel ,Zn plated  
 螺丝/Terminal screw: M2.5, Steel Zn plated  
 焊脚/Pin header: Brass, Tin plated

#### 电器性能/ Electrical

参考标准/Standard: UL IEC  
 额定电压/Rated voltage: 300V 250V  
 额定电流/Rated current: 20A 24A  
 接触电阻/Contact resistance: 20m Ω (max)  
 绝缘电阻/Insulation resistance: 500M Ω /500V  
 耐电压/Withstanding voltage: AC 2000V/1Min  
 使用线径/Wire range: 12-24AWG, 2.5mm<sup>2</sup>

#### 机械性能/ Mechanical

扭矩/Torque: 0.4Nm(3.6Lb.in)  
 温度范围/Temperature range: -40°C to +105°C  
 剥线长度/Steip length: 12-13mm  
 瞬间温度/Max soldering: +250°C, for 5 Sec

#### 尺寸/Dimensions

间距/Pitch: 5.0mm  
 极数/Poles: 2-24P

## 慈溪万海电子有限公司 CIXI WANHAI ELECTRONICS CO., LTD.

PART. NAME: JM105R-5.0-XXP				TITLE:	
PART. NO.:				DWG NAME:	
APPROVED BY	CHECKED BY	DESIGNED BY	DRAWN BY	CUSTOM NO.:	Tolerance
					x. ±0.50
					x.x ±0.30
					x.xx ±0.10
				REVISION:B2	xx° ±J°