

1

2

3

4

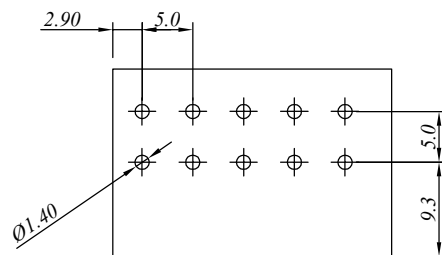
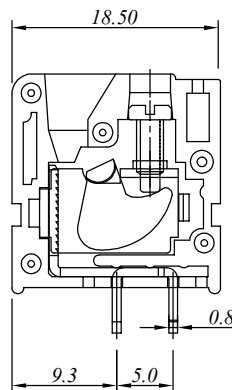
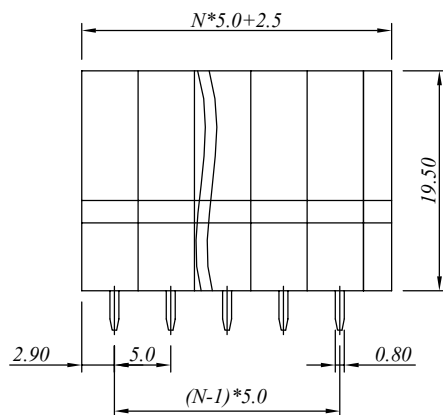
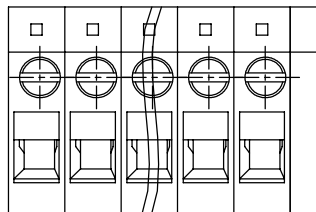
5

6

7

SIGN	DATE	DESCRIPTION	APPROVER
△	9.22	Standard spec is changed.	
△			
△			

## P.C.B LAYOUT



$N = \text{Number of contacts}$

### 材质于电镀/ Material

塑件/Insulator body:	PA66, UL94V-0
方块/Contact(metal housing):	Steel ,Zn plated
滑块/Slide block	Steel ,Zn plated
螺丝/Terminal screw:	M2.5, Steel Zn plated
焊脚/Pin header:	Brass, Tin plated

### 电器性能/ Electrical

参考标准/Standard:	UL	IEC
额定电压/Rated voltage:	300V	250V
额定电流/Rated current:	20A	24A
接触电阻/Contact resistance:	20m Ω (max)	
绝缘电阻/Insulation resistance:	500M Ω /500V	
耐电压/Withstanding voltage:	AC 2000V/1Min	
使用线径/Wire range:	12-24AWG, 2.5mm <sup>2</sup>	

### 机械性能/ Mechanical

扭矩/Torque:	0.4Nm(3.6Lb.in)
温度范围/Temperature range:	-40°C to +105°C
剥线长度/Steip length:	12-13mm
瞬间温度/Max soldering:	+250°C, for 5 Sec

### 尺寸/Dimensions

间距/Pitch:	5.0mm
极数/Poles:	2-24P

慈溪万海电子有限公司  
CIXI WANHAI ELECTRONICS CO., LTD.

PART. NAME: JM105V-5.0-XXP				TITLE:		
PART. NO.:				DWG NAME:		
APPROVED BY	CHECKED BY	DESIGNED BY	DRAWN BY	CUSTOM NO.:	Tolerance	
					x. ±0.50	
					UNITS: mm	x.x ±0.30
					SCALE: 2/1	x.xx ±0.10
				REVISION:B2	xx° ±J°	