

1

2

3

4

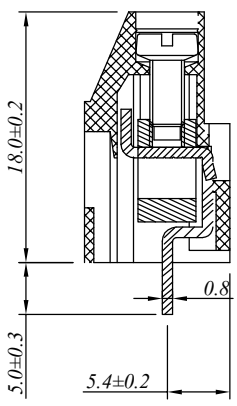
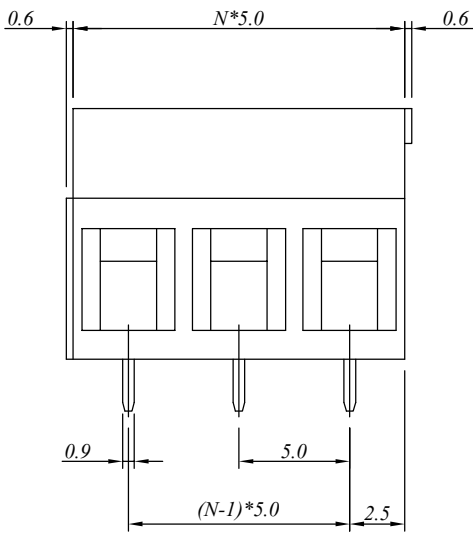
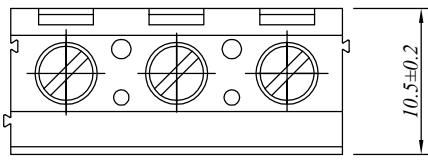
5

6

7

SIGN	DATE	DESCRIPTION	APPROVER
△			
△			
△			

P.C.B LAYOUT



材质于电镀/Material

塑件/Insulator body:	PA66, UL94V-0
方块/Contact(metal housing):	Brass ,Ni planted
螺丝/Terminal screw:	M3.0, Steel Zn planted
焊脚/Pin header:	Brass, Tin planted

电器性能/Electrical

参考标准/Standard:	UL	IEC
额定电压/Rated voltage:	300V	250V
额定电流/Rated current:	20A	20A
接触电阻/Contact resistance:	20m Ω (max)	
绝缘电阻/Insulation resistance:	500M Ω /500V	
耐电压/Withstanding voltage:	AC 2000V/1Min	
使用线径/Wire range:	12-26AWG, 2.5mm ²	

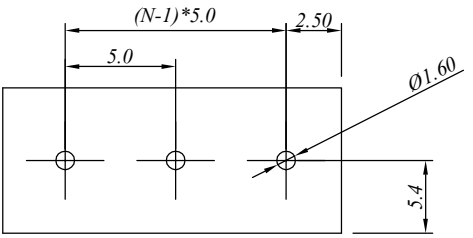
机械性能/Mechanical

扭矩/Torque:	0.5Nm(4.5Lb.in)
温度范围/Temperature range:	-40°C to +105°C
剥线长度/Steip length:	6-7mm
瞬间温度/Max soldering:	+250°C, for 5 Sec

尺寸/Dimensions

间距/Pitch:	5.0mm
极数/Poles:	2-24P

N=Number of contacts



慈溪万海电子有限公司

CIXI WANHAI ELECTRONICS CO., LTD.

PART NAME: JM129-5.0-XXP				TITLE:	
PART. NO.:				DWG NAME:	
APPROVED BY	CHECKED BY	DESIGNED BY	DRAWN BY	CUSTOM NO.:	Tolerance X ±0.50 X.X ±0.30 X.XX ±0.10 X° ±1°
				UNITS:mm	
				SCALE: 3/1	
				REVISION:2	

1

2

3

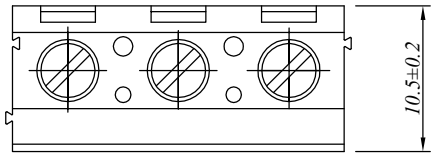
4

5

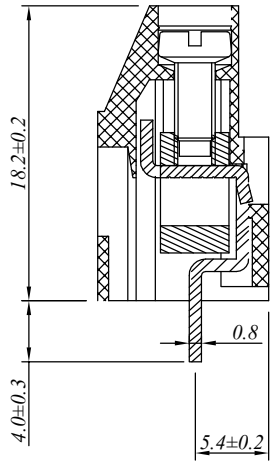
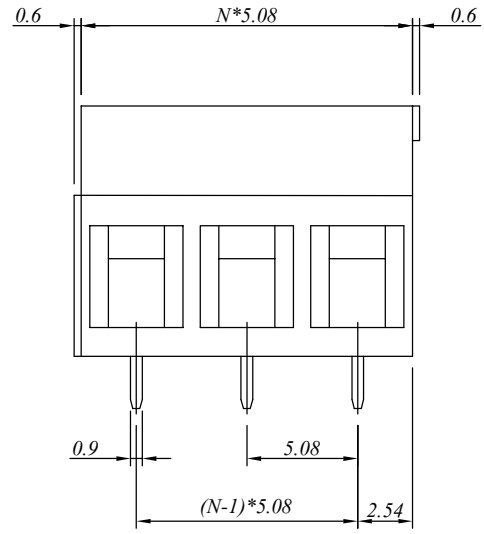
6

7

SIGN	DATE	DESCRIPTION	APPROVER
△			
△			
△			



P.C.B LAYOUT



材质于电镀/Material

塑件/Insulator body: PA66, UL94V-0
 方块/Contact(metal housing): Brass ,Ni plated
 螺丝/Terminal screw: M3.0, Steel Zn plated
 焊脚/Pin header: Brass, Tin plated

电器性能/Electrical

参考标准/Standard: UL IEC
 额定电压/Rated voltage: 300V 250V
 额定电流/Rated current: 20A 20A
 接触电阻/Contact resistance: 20m Ω (max)
 绝缘电阻/Insulation resistance: 500M Ω /500V
 耐电压/Withstanding voltage: AC 2000V/1Min
 使用线径/Wire range: 12-26AWG, 2.5mm²

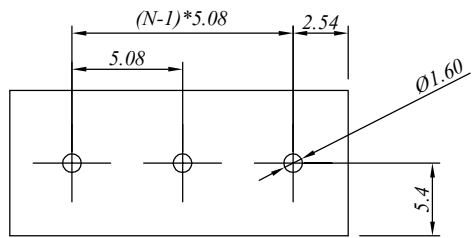
机械性能/Mechanical

扭矩/Torque: 0.5Nm(4.5Lb.in)
 温度范围/Temperature range: -40°C to +105°C
 剥线长度/Steip length: 6-7mm
 瞬间温度/Max soldering: +250°C, for 5 Sec

尺寸/Dimensions

间距/Pitch: 5.08mm
 极数/Poles: 2-24P

N=Number of contacts



慈溪万海电子有限公司 CIXI WANHAI ELECTRONICS CO., LTD.

PART NAME: JM129-5.08-XXP				TITLE:	
PART. NO.:				DWG NAME:	
APPROVED BY	CHECKED BY	DESIGNED BY	DRAWN BY	CUSTOM NO.:	Tolerance X ±0.50 X.X ±0.30 X.XX ±0.10 X° ±1°
				UNITS:mm	
				SCALE: 3/1	
				REVISION:2	

E
D
C
B
A