

1

2

3

4

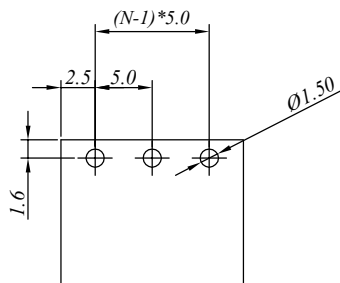
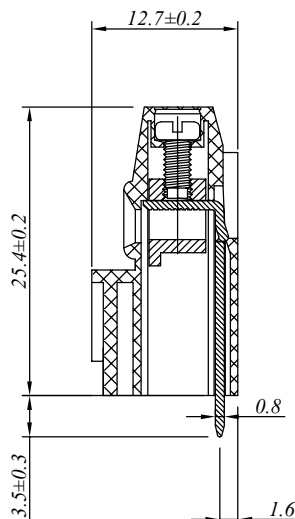
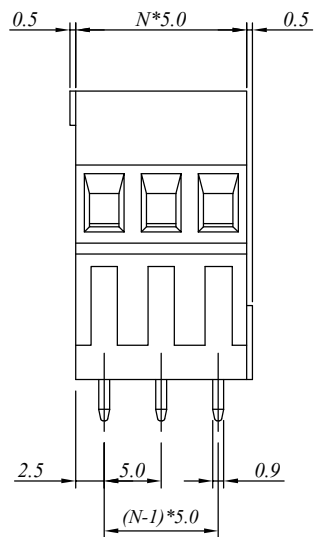
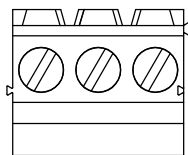
5

6

7

SIGN	DATE	DESCRIPTION	APPROVER
△	9.22	Standard spec is changed.	
△			
△			

P.C.B LAYOUT



N=Number of contacts

材质于电镀/ Material

塑件/Insulator body: PA66, UL94V-0
 方块/Contact(metal housing): Brass ,Ni plated
 螺丝/Terminal screw: M2.5, Steel Zn plated
 焊脚/Pin header: Brass, Tin planted

电器性能/ Electrical

参考标准/Standard: UL IEC
 额定电压/Rated voltage: 300V 250V
 额定电流/Rated current: 15A 18A
 接触电阻/Contact resistance: 20m Ω (max)
 绝缘电阻/Insulation resistance: 500M Ω /500V
 耐电压/Withstanding voltage: AC 2000V/1Min
 使用线径/Wire range: 14-30AWG, 2.5mm²

机械性能/ Mechanical

扭矩/Torque: 0.4Nm(3.54Lb.in)
 温度范围/Temperature range: -40°C to +105°C
 剥线长度/Steip length: 6-7mm
 瞬间温度/Max soldering: +250°C, for 5 Sec

尺寸/Dimensions

间距/Pitch: 5.0mm
 极数/Poles: 2-24P

慈溪万海电子有限公司 CIXI WANHAI ELECTRONICS CO., LTD.

PART. NAME: JM500H-5.0-XXP				TITLE:		
PART. NO.:				DWG NAME:		
APPROVED BY	CHECKED BY	DESIGNED BY	DRAWN BY	CUSTOM NO.:	Tolerance	
					x. ±0.50	
					UNITS: mm	x.x ±0.30
					SCALE: 2/1	x.xx ±0.10
				REVISION:B2	xx° ±J°	

1

2

3

4

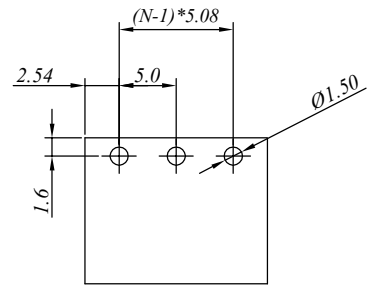
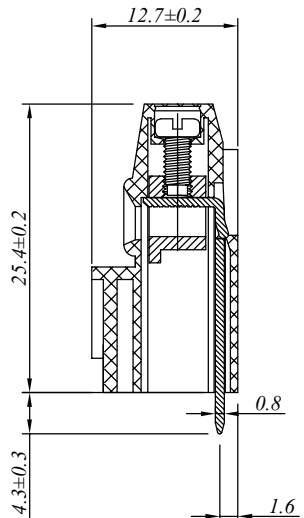
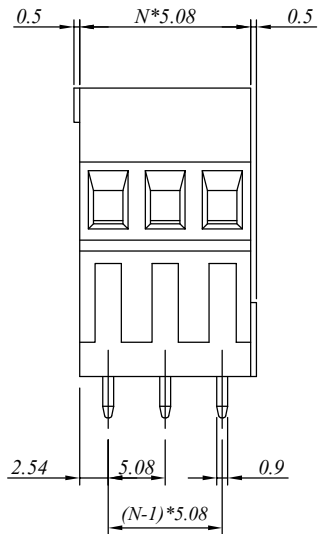
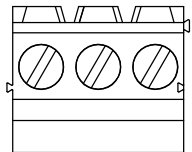
5

6

7

SIGN	DATE	DESCRIPTION	APPROVER
△	9.22	Standard spec is changed.	
△			
△			

P.C.B LAYOUT



N=Number of contacts

材质于电镀/ Material

塑件/Insulator body: PA66, UL94V-0
 方块/Contact(metal housing): Brass ,Ni plated
 螺丝/Terminal screw: M2.5, Steel Zn plated
 焊脚/Pin header: Brass, Tin planted

电器性能/ Electrical

参考标准/Standard: UL IEC
 额定电压/Rated voltage: 300V 250V
 额定电流/Rated current: 15A 18A
 接触电阻/Contact resistance: 20m Ω (max)
 绝缘电阻/Insulation resistance: 500M Ω /500V
 耐电压/Withstanding voltage: AC 2000V/1Min
 使用线径/Wire range: 14-30AWG, 2.5mm²

机械性能/ Mechanical

扭矩/Torque: 0.4Nm(3.54Lb.in)
 温度范围/Temperature range: -40°C to +105°C
 剥线长度/Steip length: 6-7mm
 瞬间温度/Max soldering: +250°C, for 5 Sec

尺寸/Dimensions

间距/Pitch: 5.08mm
 极数/Poles: 2-24P

慈溪万海电子有限公司 CIXI WANHAI ELECTRONICS CO., LTD.

PART. NAME: JM500H-5.08-XXP				TITLE:	
PART. NO.:				DWG NAME:	
APPROVED BY	CHECKED BY	DESIGNED BY	DRAWN BY	CUSTOM NO.:	<i>Tolerance</i> x. ±0.50 x.x ±0.30 x.xx ±0.10 xx° ±J°
				UNITS: mm	
				SCALE: 2/1	
				REVISION:B2	