

1

2

3

4

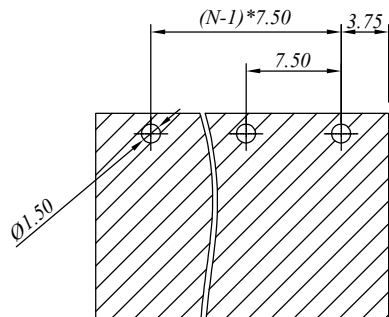
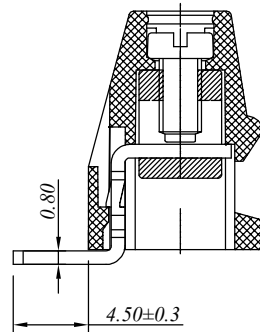
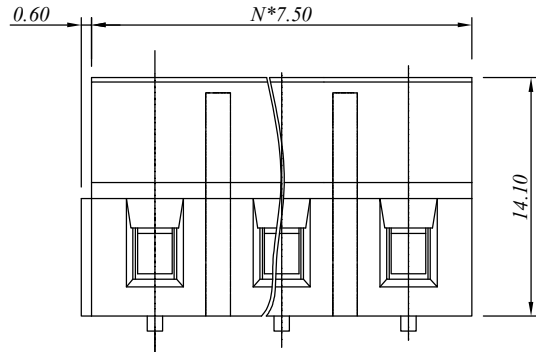
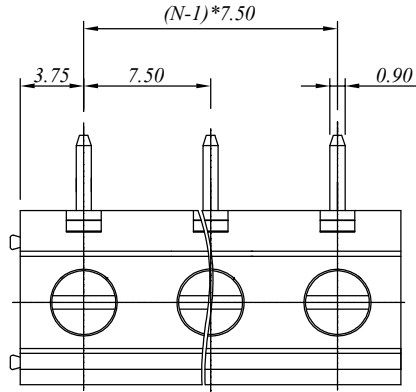
5

6

7

SIGN	DATE	DESCRIPTION	APPROVER
△			
△			
△			

P.C.B LAYOUT



N=Number of contacts

材质于电镀/Material

塑件/Insulator body: PA66, UL94V-0
 方块/Contact(metal housing): Brass ,Ni plated
 螺丝/Terminal screw: M2.5, Steel Zn plated
 焊脚/Pin header: Brass, Tin plated

电器性能/Electrical

参考标准/Standard: UL IEC
 额定电压/Rated voltage: 300V 450V
 额定电流/Rated current: 10A 18A
 接触电阻/Contact resistance: 20m Ω (max)
 绝缘电阻/Insulation resistance: 500M Ω /500V
 耐电压/Withstanding voltage: AC 2000V/1Min
 使用线径/Wire range: 12-22AWG, 2.5mm²

机械性能/Mechanical

扭矩/Torque: 0.4Nm(3.6Lb.in)
 温度范围/Temperature range: -40°C to +105°C
 剥线长度/Steip length: 6-7mm
 瞬间温度/Max soldering: +250°C, for 5 Sec

尺寸/Dimensions

间距/Pitch: 7.50mm
 极数/Poles: 2-24P

慈溪万海电子有限公司 CIXI WANHAI ELECTRONICS CO., LTD.

PART. NAME: JM128R-7.50-XXP				TITLE:	
PART. NO.:				DWG NAME:	
APPROVED BY	CHECKED BY	DESIGNED BY	DRAWN BY	CUSTOM NO.:	<i>Tolerance</i> x.x ±0.50 x.x ±0.30 x.xx ±0.10 xx° ±1°
				UNITS: mm SCALE: 4/1 REVISION: B4	