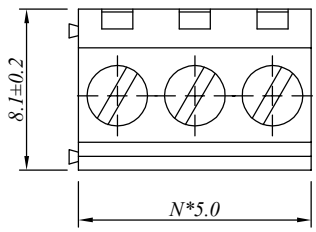


SIGN	DATE	DESCRIPTION	APPROVER
△			
△			
△			



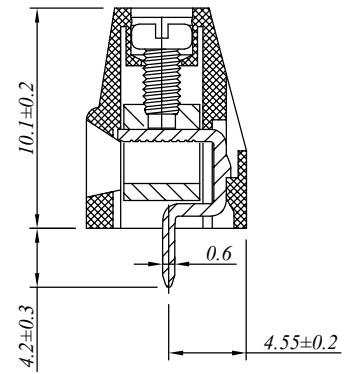
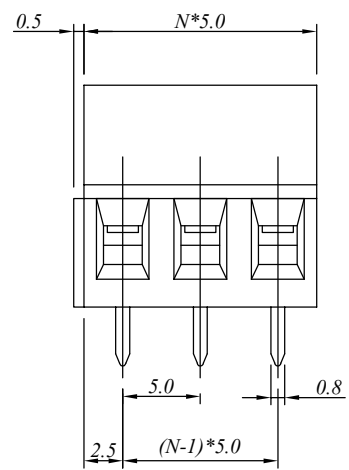
**P.C.B LAYOUT**

**材质于电镀 / Material**

塑件/Insulator body: PA66, UL94V-0  
 方块/Contact(metal housing): Brass ,Ni plated  
 螺丝/Terminal screw: M2.5, Steel Zn plated  
 焊脚/Pin header: Brass, Tin plated

**电器性能 / Electrical**

参考标准/Standard: UL IEC  
 额定电压/Rated voltage: 300V 250V  
 额定电流/Rated current: 8A 15A  
 接触电阻/Contact resistance: 20m Ω (max)  
 绝缘电阻/Insulation resistance: 500M Ω /500V  
 耐电压/Withstanding voltage: AC 2000V/1Min  
 使用线径/Wire range: 16-26AWG, 1.5mm<sup>2</sup>

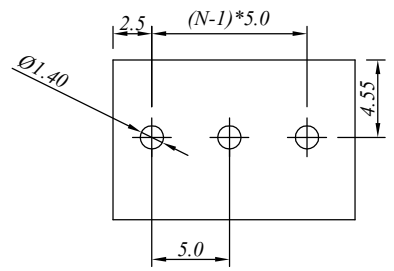


**机械性能 / Mechanical**

扭矩/Torque: 0.4Nm(3.54Lb.in)  
 温度范围/Temperature range: -40°C to +105°C  
 剥线长度/Steip length: 6-7mm  
 瞬间温度/Max soldering: +250°C, for 5 Sec

**尺寸 / Dimensions**

间距/Pitch: 5.0mm  
 极数/Poles: 2-24P

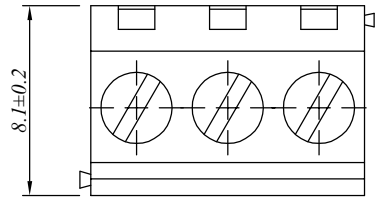


N=Number of contacts

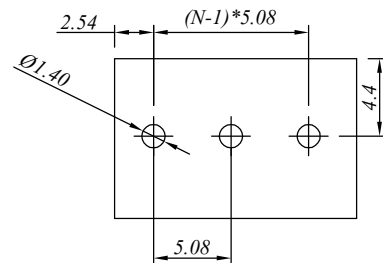
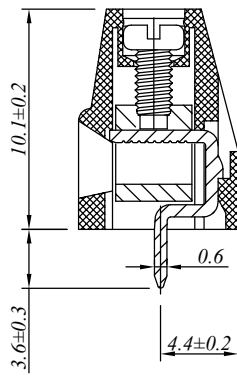
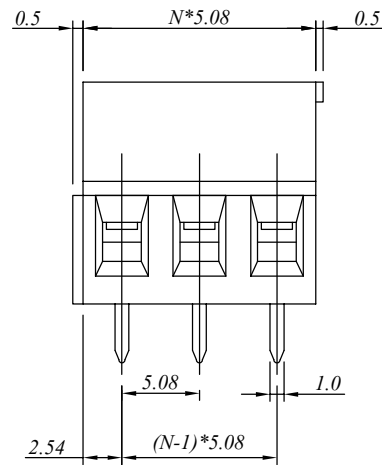
**慈溪万海电子有限公司  
 CIXI WANHAI ELECTRONICS CO., LTD.**

PART. NAME: JM127-5.0				TITLE:	
PART. NO.:				DWG NAME:	
APPROVED BY	CHECKED BY	DESIGNED BY	DRAWN BY	CUSTOM NO.:	Tolerance x. ±0.50 x.x ±0.30 x.xx ±0.10 xx° ±1°
				UNITS: mm	
				SCALE: 4/1	
				REVISION: B4	

SIGN	DATE	DESCRIPTION	APPROVER
△			
△			
△			



**P.C.B LAYOUT**



*N=Number of contacts*

**材质于电镀/Material**

塑件/Insulator body: PA66, UL94V-0  
 方块/Contact(metal housing): Brass ,Ni planted  
 螺丝/Terminal screw: M2.5, Steel Zn planted  
 焊脚/Pin header: Brass, Tin planted

**电器性能/Electrical**

参考标准/Standard: UL IEC  
 额定电压/Rated voltage: 300V 250V  
 额定电流/Rated current: 8A 15A  
 接触电阻/Contact resistance: 20m Ω (max)  
 绝缘电阻/Insulation resistance: 500M Ω /500V  
 耐电压/Withstanding voltage: AC 2000V/1Min  
 使用线径/Wire range: 16-26AWG, 1.5mm<sup>2</sup>

**机械性能/Mechanical**

扭矩/Torque: 0.4Nm(3.54Lb.in)  
 温度范围/Temperature range: -40°C to +105°C  
 剥线长度/Steip length: 6-7mm  
 瞬间温度/Max soldering: +250°C, for 5 Sec

**尺寸/Dimensions**

间距/Pitch: 5.08mm  
 极数/Poles: 2-24P

**慈溪万海电子有限公司  
 CIXI WANHAI ELECTRONICS CO., LTD.**

PART. NAME: JM127-5.08				TITLE:	
PART. NO.:				DWG NAME:	
APPROVED BY	CHECKED BY	DESIGNED BY	DRAWN BY	CUSTOM NO.:	Tolerance x. ±0.50 x.x ±0.30 x.xx ±0.10 xx° ±1°
				UNITS: mm	
				SCALE: 4/1	
				REVISION:B4	