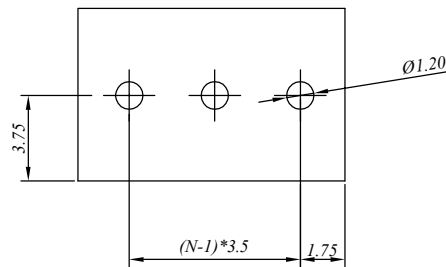
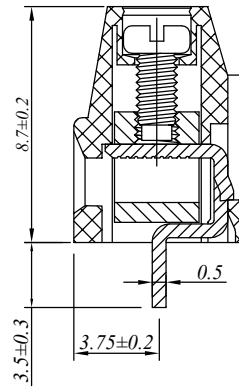
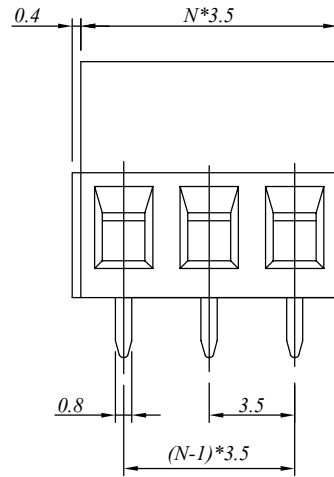


P.C.B LAYOUT



$N = \text{Number of contacts}$

SIGN	DATE	DESCRIPTION	APPROVER

材质于电镀/Material

塑件/Insulator body:
 方块/Contact(metal housing):
 螺丝/Terminal screw:
 焊脚/Pin header:

PA66, UL94V-0
 Brass ,Ni plated
 M2.0, Steel Zn plated
 Brass, Tin plated

电器性能/Electrical

参考标准/Standard: UL IEC
 额定电压/Rated voltage: 300V 250V
 额定电流/Rated current: 15A 15A
 接触电阻/Contact resistance: 20m Ω (max)
 绝缘电阻/Insulation resistance: 500M Ω /500V
 耐电压/Withstanding voltage: AC 2000V/1Min
 使用线径/Wire range: 16-28AWG, 1.0mm²

机械性能/Mechanical

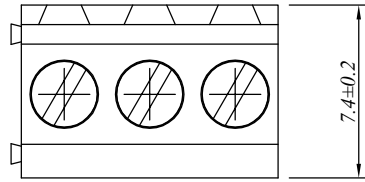
扭矩/Torque: 0.4Nm(3.54Lb.in)
 温度范围/Temperature range: -40°C to +105°C
 剥线长度/Steip length: 4-5mm
 瞬间温度/Max soldering: +250°C, for 5 Sec

尺寸/Dimensions

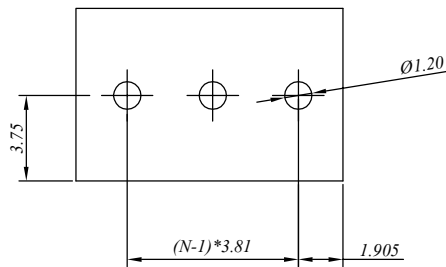
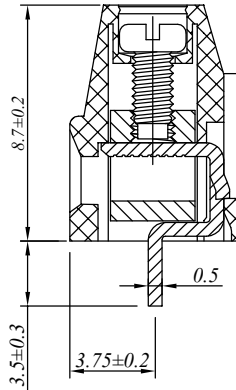
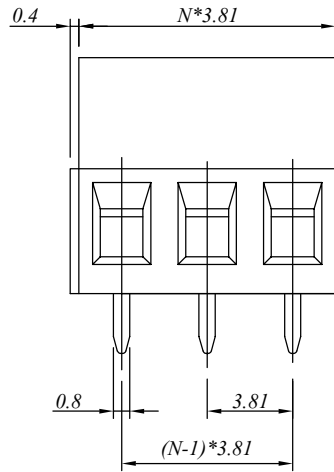
间距/Pitch: 3.5mm
 极数/Poles: 2-24P

慈溪万海电子有限公司 CIXI WANHAI ELECTRONICS CO., LTD.

PART NAME: JM381-3.50-XXP				TITLE:	
PART NO.:				DWG NAME:	
APPROVED BY	CHECKED BY	DESIGNED BY	DRAWN BY	CUSTOM NO.:	Tolerance X ±0.50 X.X ±0.30 X.XX ±0.10 X° ±1°
				UNITS: mm SCALE: 2:1 REVISION: B3	



P.C.B LAYOUT



$N = \text{Number of contacts}$

SIGN	DATE	DESCRIPTION	APPROVER

材质于电镀/Material

塑件/Insulator body: PA66, UL94V-0
 方块/Contact(metal housing): Brass ,Ni plated
 螺丝/Terminal screw: M2.0, Steel Zn plated
 焊脚/Pin header: Brass, Tin plated

电器性能/Electrical

参考标准/Standard: UL IEC
 额定电压/Rated voltage: 300V 250V
 额定电流/Rated current: 15A 15A
 接触电阻/Contact resistance: 20m Ω (max)
 绝缘电阻/Insulation resistance: 500M Ω /500V
 耐电压/Withstanding voltage: AC 2000V/1Min
 使用线径/Wire range: 16-28AWG, 1.0mm²

机械性能/Mechanical

扭矩/Torque: 0.4Nm(3.54Lb.in)
 温度范围/Temperature range: -40°C to +105°C
 剥线长度/Steip length: 4-5mm
 瞬间温度/Max soldering: +250°C, for 5 Sec

尺寸/Dimensions

间距/Pitch: 3.81mm
 极数/Poles: 2-24P

慈溪万海电子有限公司
CIXI WANHAI ELECTRONICS CO., LTD.

PART NAME: JM381-3.81				TITLE:	
PART NO.:				DWG NAME:	
APPROVED BY	CHECKED BY	DESIGNED BY	DRAWN BY	CUSTOM NO.:	Tolerance X ±0.50 XX ±0.30 XXX ±0.10 X° ±1°
				UNITS: mm SCALE: 2:1 REVISION: B3	