

1

2

3

4

5

6

7

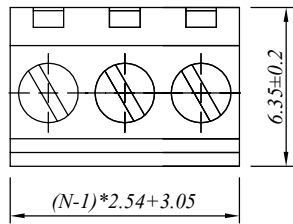
E

D

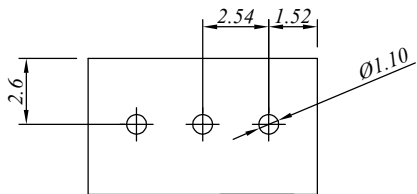
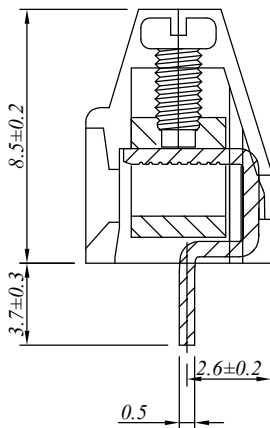
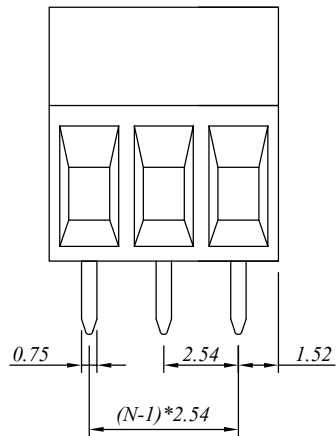
C

B

A



### P.C.B. LAYOUT



N=Number of contacts

△			
△			
△			

### 材质于电镀/Material

塑件/Insulator body: PA66, UL94V-0  
 方块/Contact(metal housing): Brass ,Ni plated  
 螺丝/Terminal screw: M1.6, Steel Zn plated  
 焊脚/Pin header: Brass, Tin plated

### 电器性能/Electrical

参考标准/Standard: UL IEC  
 额定电压/Rated voltage: 150V 130V  
 额定电流/Rated current: 6A 8A  
 接触电阻/Contact resistance: 20m Ω (max)  
 绝缘电阻/Insulation resistance: 500M Ω /500V  
 耐电压/Withstanding voltage: AC 2000V/1Min  
 使用线径/Wire range: 18-26AWG, 1.0mm<sup>2</sup>

### 机械性能/Mechanical

扭矩/Torque: 0.1Nm(0.89Lb.in)  
 温度范围/Temperature range: -40°C to +105°C  
 剥线长度/Steip length: 4-5mm  
 瞬间温度/Max soldering: +250°C, for 5 Sec

### 尺寸/Dimensions

间距/Pitch: 2.54mm  
 极数/Poles: 2-24P

## 慈溪万海电子有限公司 CIXI WANHAI ELECTRONICS CO., LTD.

PART. NAME: JM308-2.54-XXP				TITLE:	
PART. NO.:				DWG NAME:	
APPROVED BY	CHECKED BY	DESIGNED BY	DRAWN BY	CUSTOM NO.:	<b>Tolerance</b> x. ±0.50 x.x ±0.30 x.xx ±0.10 xx° ±1°
				UNITS: mm	
				SCALE: 4/1	
				REVISION: B3	